

Computerized lensmeter

CL-300



CL-300
COMPUTERIZED LENS METER

TOPCON
CONNECTING VISIONS



CL-300 Computerized lensmeter

With a new UV Measurement Function, the CL-300 provides comprehensive data for the optometrists. Its compact, ergonomic design and intuitive touch color screen panel ensures that measurements can be easily and quickly obtained.

Features

- » LCD color touch panel
- » Compact slim body
- » Automatic mono- & multi-focal detection
- » UV transmittance measurement
- » Green measurement light beam


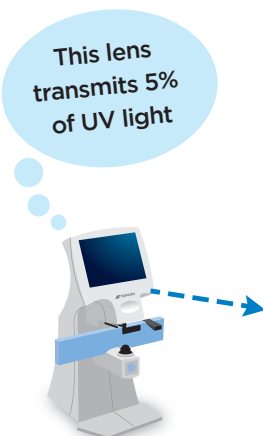
CL-300 FEATURES

UV transmittance measurement function

The CL-300's new UV measurement function provides information on the ultraviolet transmittance in the range of 0% to 100%, providing reliable measurement results for eyeglasses and sunglasses.



This lens transmits 5% of UV light



* UV Transmittance Measurement is performed with the light beam of 365 nm wavelength.

Multi-focal lens measurement

Not only single lenses but also multifocal lenses can be easily measured. The CL-300 also features automatic detection for single lenses, bi-focal and progressive lenses.


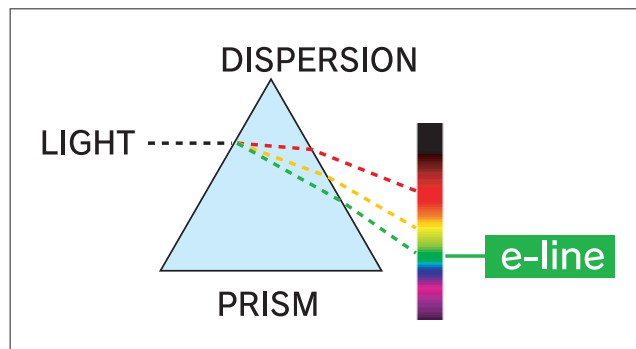
Example: Progressive lens measurement

The image shows a near point measurement screen. With simple operation, the ADD value can be obtained by following the guide instructed on this progressive measuring mode.




Green light beam

The CL-300 incorporates the green light reading beam, which is also known as e-line. Due to the wavelength of 546 nm, the e-line can be well-sensed by the human's eye and it is determined as a standard by ISO 7944. ABBE compensation is no longer required with this new ISO 7944 compliant feature. Using green light beam in our instrument enhances lens measurement precision and reduces the chance of error in the measurements.



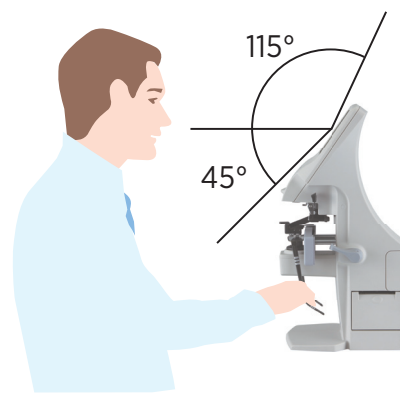
Improved lens support

Due to its new design, the lens support of the CL-300 is 6 mm more in height compared to the conventional model. This change enables smooth and trouble-free measurement of high-curve lenses, preventing from contact of the lens edge with external parts of the lens support.




Large 5.7 inch LCD monitor with wider directional angle

The wide LCD monitor covers a 160 degree angle of observation allowing clear, compatible readings from virtually any position regardless of the operator's height.



White ink cartridge standard

The newly featured white marking ink provides clear marking even on lenses with anti-staining and anti-fog coating. Due to these favorable qualities, Topcon made the white marking ink standard in the new CL-300.



Models and marking ink

	white ink	red ink
Cartridge type	standard	optional
Holder type	-	standard

* For availability in your region and other details please refer to the local Topcon authorized representative.

Contact lens measurement

Contact lenses can be easily measured using the CL-300 lens support and ring accessories that come standard with the instrument.



Fast, easy drop in printer

Loading the thermal paper into the printer has never been easier. Just drop the printer paper into the receptacle and close the cover. The quick and quiet printer is ready to go. This improvement saves time and enhances workflow.



Printout sample

TOPCON CL-300			
<R>	S	C	A
	+0.00	+0.00	180
ADD 0.75			
PSM	0.00	OUT	0.00
<L>	S	C	A
	+0.75	+0.25	85
ADD 0.75			
PSM	0.00	OUT	3.50 DWN
TOPCON Optical Store			

EASY OPERATION

Easy and fast operation

The large, newly designed color LCD monitor with a 5.7-inch touch panel simplifies the interpretation of readings even with progressive and multi-focal lenses. The dynamic color measuring graphics follow the measuring process and present each step of the operation with different color, providing better control and ease of use.



1

Smooth lens table support enables easy placement of eyeglasses.



2

Right after the lens is placed, the optical center (+) appears with the "BLUE" bar.



3

The "ALIGNMENT OK" is displayed when the target (+) comes within the circle. When BEEP function is ON, the buzzer will sound.



4

The measured data is memorized automatically with the "MARKING OK" when the target is aligned in the exact center (at Δ).

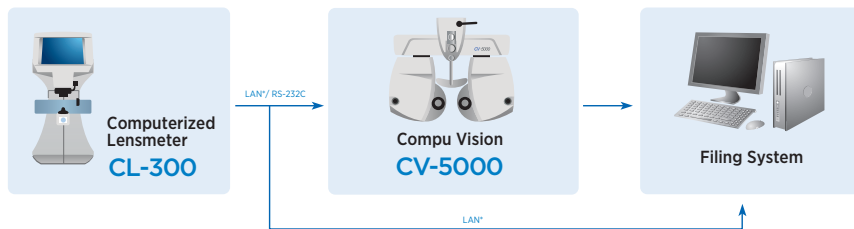
In order to do marking, place down the lens retainer to secure the lens and marking is stamped accurately with the equipped marking cartridge.

Specifications

Measurement range	sphere cylinder axis addition prism	0 to ±25 D (0.01/0.12/0.25D steps) 0 to ±10 D (0.01/0.12/0.25D steps) 0 to 180°(1°step) 0 to + 10D (0.01/0.12/0.25D steps) 0 to 10Δ
Cylinder mode		MIX / - / +
Prism mode		X-Y (Orthogonal Coordinates), P-B (Polar Coordinates), No Display
UV transmittance		0 - 100% (1% / 5% steps)
Lens detection		AUTO for single & progressive lenses
Contact lens measurement		Hard / Soft contact lens
Light source	refractive measurement UV measurement	Green LED 535±5nm UV LED 365±5nm
Wavelength criterion		e-line/d-line with ABBE compensation
Lens diameter		ø5 to 100 mm
Screen		5.7 inch color TFT-LCD touch screen
PD measurement range*		50-90mm
External interface		RS-232C × 2, LAN × 1*
Power supply		100-240V / 50/60Hz 1.2A (AC Adapter) : AUTO power save
Dimensions		197(W) × 220(D) × 404(H) mm
Weight		3.8Kg

Models	CL-300PL	CL-300PDL
PD measurement	-	included
Printer	included	included
LAN	-	included

System Chart



IMPORTANT

Subject to change in design and/or specifications without advanced notice.

In order to obtain the best results with this instrument, please be sure to review all user instructions prior to operation.

Topcon Europe Medical B.V.
 Essebaan 1; 2908 LJ Capelle a/d IJssel; P.O. Box 145;
 2900 AC Capelle a/d IJssel; The Netherlands
 Phone: +31-(0)10-4585077; Fax: +31-(0)10-4585045
 E-mail: medical@topcon.eu; www.topcon-medical.eu

Topcon Danmark
 Praestemarksvej 25; 4000 Roskilde, Danmark
 Phone: +45-46-327500; Fax: +45-46-327555
 E-mail: info@topcondanmark.dk
 www.topcondanmark.dk

Topcon Scandinavia A.B.
 Neongatan 2; P.O. Box 25; 43151 Mölndal, Sweden
 Phone: +46-(0)31-7109200; Fax: +46-(0)31-7109249
 E-mail: medical@topcon.se; www.topcon.se

Topcon España S.A.
 HEAD OFFICE: Frederic Mompou, 4;
 08960 Sant Just Desvern; Barcelona, Spain
 Phone: +34-93-4734057; Fax: +34-93-4733932
 E-mail: medica@topcon.es; www.topcon.es

Topcon Italy
 Viale dell' Industria 60;
 20037 Paderno Dugnano, (MI) Italy
 Phone: +39-02-9186671; Fax: +39-02-91081091
 E-mail: topconitaly@tiscali.it; www.topcon.it

Topcon France
 BAT A1; 3 route de la révolte, 93206 Saint Denis Cedex
 Phone: +33-(0)1-49212323; Fax: +33-(0)1-49210494
 E-mail: topcon@topcon.fr; www.topcon.fr

Topcon Deutschland GmbH
 Hanns-Martin-Schleyer Strasse 41;
 D-47877 Willich, Germany
 Phone: (+49) 2154-885-0; Fax: (+49) 2154-885-177
 E-mail: med@topcon.de; www.topcon.de

Topcon Portugal
 Rua da Forte, 6-6A, L-022; 2790-072
 Carnaxide; Portugal
 Phone: +351-210-994626; Fax: +351-210-938786
 www.topcon.pt

Topcon Polska Sp. z o.o.
 ul. Warszawska 23; 42-470 Siewierz; Poland
 Phone: +48-(0)32-670-50-45; Fax: +48-(0)32-671-34-05
 www.topcon-polska.pl

Topcon (Great Britain) Ltd.
 Topcon House; Kennet Side; Bone Lane; Newbury
 Berkshire RG14 5PX; United Kingdom
 Phone: +44-(0)1635-551120; Fax: +44-(0)1635-551170
 E-mail: medical@topcon.co.uk; www.topcon.co.uk

Topcon Ireland
 Unit 276, Blanchardstown; Corporate Park 2
 Ballycoolin; Dublin 15, Ireland
 Phone: +353-18975900; Fax: +353-18293915
 E-mail: medical@topcon.ie; www.topcon.ie



TOPCON CORPORATION

75-1 Hasunuma-cho, Itabashi-ku, Tokyo 174-8580, Japan. Phone: 3-3558-2523/2522 Fax: 3-3960-4214 www.topcon.co.jp