

KR-1

Auto Kerato-Refractometer



FUNCTION & AESTHETICS COMBINE IN THE NEW KR-1



The next generation of refractive care

The KR-1 is a revolutionary auto Kerato- Refractometer. The tiltable and rotatable touch screen will change the way of working for ever.

The operator can use the KR-1 from various angles, ensuring the best interaction with the patient. The Topcon KR-1 can be used in several set-ups, which use a minimum of working space.

4 unique features

- » Fully automated operation with touch screen
- » Flexible & space saving lay out
- » Reliable & fast measurements
- » Compact ergonomic design



4 UNIQUE FEATURES OF THE KR-1

FEATURE 1 KR-1 Fully automated with touch screen

The KR-1 is fully operated through a 8.5" wide touch screen. Simply touch the center of the pupil on the LCD screen to start measuring both eyes. The KR-1 automatically obtains objective refraction data of the right and left eye.



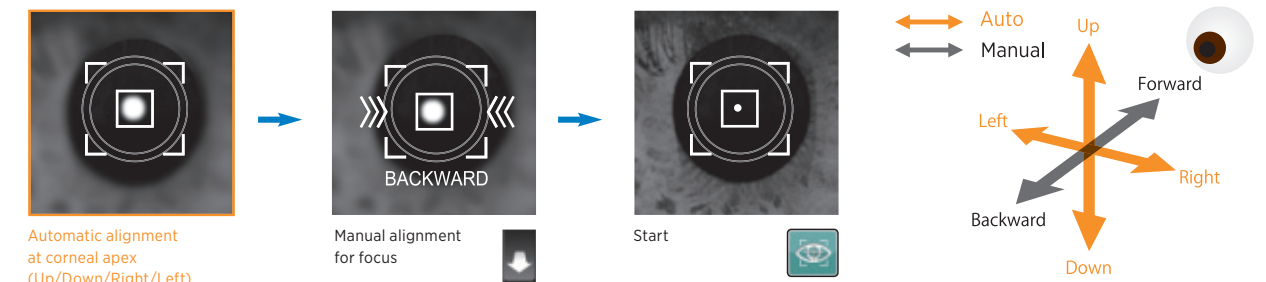
Fully automated! Just touch the center of the pupil



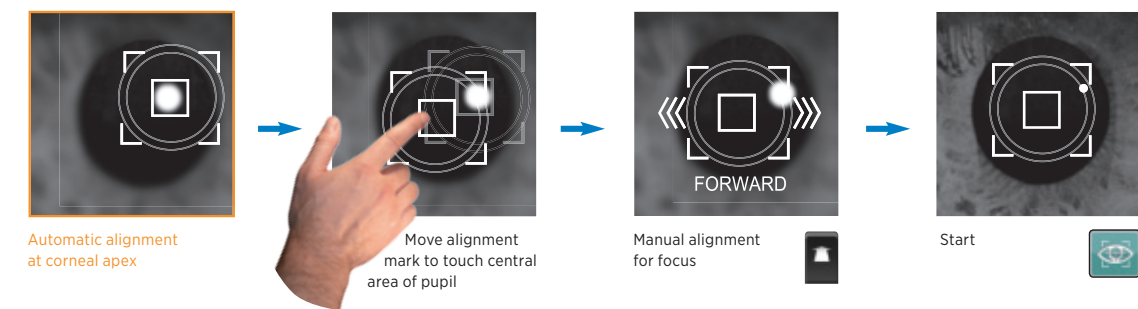
The KR-1 can detect automatically abnormal conditions of an eye, i.e. cataract. The instrument changes to "cataract mode" and continues the measurement. The KR-1 incorporates a button for cataract, in case you would like to start measurements in the cataract mode from the start.

Manual mode

If required, the KR-1 can be set in manual mode as well. The manual mode is used for focusing only. The up/down and left/right movement will remain automated.



The difference between the pupil center and the corneal apex, allows the KR-1 to easily take measurements.



Easy to use colour touch screen control panel

All operating procedures can be performed with the touch screen. The buttons on the screen are clear and easy to understand.



ID	ID	2011030100001	KR-1-OPERATOR1	Settings	
Right Eye	R	R 03/03 S - 1.25 C - 0.50 A 180 K 03/03 R1 7.80 R2 7.75 A1 180 PR1 7.80 PR2 7.75 01 mm PA1 180 S - 1.25 C - 0.50 A 180	AUTO	03/03 R - 1.25 S - 0.50 C 180 A 03/03 K 7.80 R1 7.75 R2 180 A1 7.75 PR2 7.80 PR1 180 PA1 13.75 VD	Left Eye
Chinrest Up / Down	↑			Move Head Forward	
Position Reset	↺			Move Head Backward	
Measuring Mode	R/K	HIGH	Print	Start	
Cataract	Fixation Target	Target Image	Print	All Clear	
				Corneal Diameter	

FEATURE 2 Flexible & space saving lay-out

The adjustable touch screen control panel enables the operator to be positioned anywhere around the patient because the control panel can be faced in a number of different directions. The KR-1 can be positioned in a conventional set-up, against a wall, or even in a corner of a room.

The compact body enables the operator to support the patient easily from many different positions during measurement even when the patient's eye lid needs to be opened. These unique aspects will contribute to space saving and flexible layout in your eye examination room.



wall set up / behind patient



classic / conventional set up



corner set-up

Conventional position (Seated)



Front position (Seated)

NEW Style (Standing)



Ergonomic operation in standing position

NEW Style corner position



Side position

NEW Style wall position



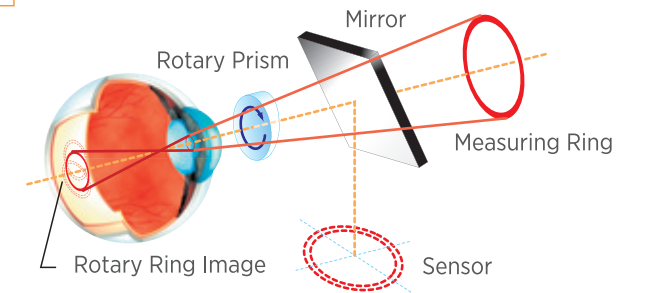
Rear position

FEATURE 3 Reliable & fast measurement

Rotary prism measuring system

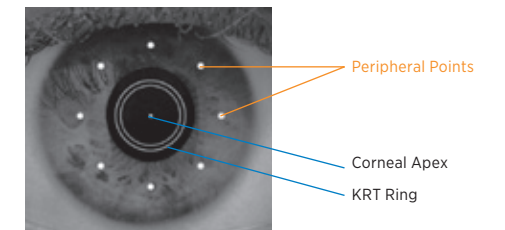
With Topcon's exclusive Rotary Prism Technology, the KR-1 provides unmatched accuracy and reliability. This technology ensures reproducible results.

The objective measurement of both eyes is done in a fast and comfortable way for the patient.



Peripheral KRT

The KR-1 allows the operator to take peripheral KRT measurements of the corneal curvature radius, in addition to inner KRT ring measurements, which is useful in corneal evaluation of contact lens fitting.



Measuring Screen (Anterior image)

The KR-1 can measure patients with a pupil as small as Ø2mm.

FEATURE 4 Compact ergonomic design

The KR-1's new ergonomic design provides a more comfortable position for the patient with a 5° inclination of the patient's head, and optical head of the KR-1. The compact body of KR-1 and improved chin rest design enables easier access to patients. The operator will have better interaction with the patient.

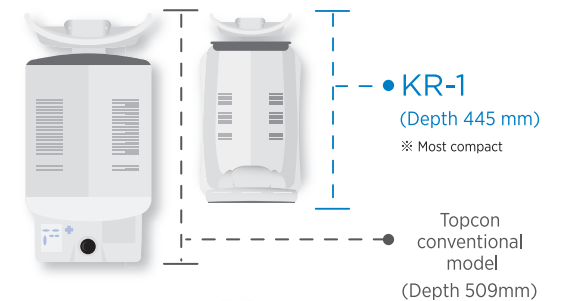
Ergonomic Optical Head and Headrest Design



conventional model

KR-1

Compact Body



Connectivity

The KR-1 can be connected directly to other instruments such as the Topcon CV-5000 automated phoropter.

The KR-1 can be integrated into the Topcon Imaging and database software: IMAGeNet i-base. This software enables easy and fast access to patient data and is a useful tool to maintain customer contacts.



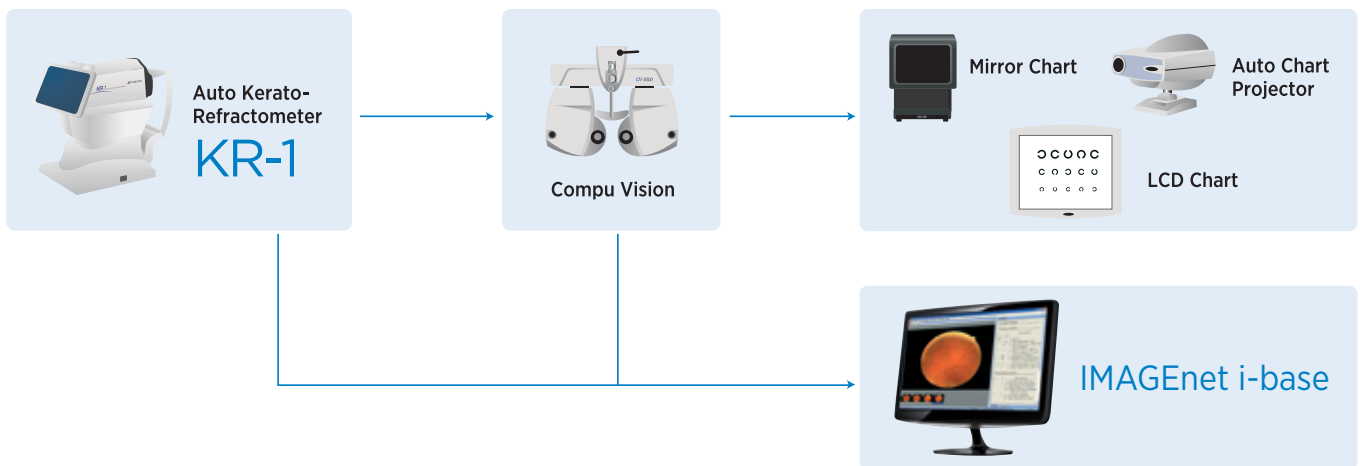
Topcon Imaging and database software: IMAGeNet i-base

Specifications

Refractive power measurement	Spherical refractive power: -25 to +22D (0.12D/0.25D steps)* Cylindrical refractive power: 0D to ±10D (0.12/0.25D steps)* Astigmatic axial angle: 0° - 180° (1°/5° steps) Minimal measurable pupil diameter Ø 2.0 mm
Corneal curvature measurement	Corneal curvature radius: 5.00 mm - 10.00 mm (0.01 mm step) Corneal refractive power: 67.50D - 33.75D (0.12/0.25D steps) (corneal refractive index = 1.3375) Corneal astigmatic refractive power: 0D - ± 10D (0.12D/0.25D steps) Corneal astigmatic axial angle: 0° - 180° (1°/5° steps)
PD measurement range	20 - 85 mm (1 mm step)
Data transport terminal	USB (import), RS-232C (export), LAN (export)
Dimensions	286 - 326 mm (W) x 445 - 526 mm (D) x 466 - 615 mm (H)
Weight	19 kg
Power supply	100-240V AC, 50-60Hz, 75VA

* -25D ≤ spherical refractive power + cylindrical refractive power or spherical refractive power + cylindrical refractive power ≤ +22D

System Chart



* Contact Topcon subsidiaries or dealers for system configuration.



IMPORTANT

Subject to change in design and/or specifications without advanced notice.
In order to obtain the best results with this instrument, please be sure to review all user instructions prior to operation.

Topcon Europe Medical B.V.
Essebaan 11; 2908 LJ Capelle a/d IJssel; P.O. Box 145;
2900 AC Capelle a/d IJssel; The Netherlands
Phone: +31-(0)10-4585077; Fax: +31-(0)10-4585045
E-mail: medical@topcon.eu; www.topcon-medical.eu

Topcon Danmark
Præstemarksvej 25; 4000 Roskilde, Danmark
Phone: +45-46-327500; Fax: +45-46-327555
E-mail: info@topcondanmark.dk
www.topcondanmark.dk

Topcon Scandinavia A.B.
Neogatán 2; P.O. Box 25; 43151 Mölndal, Sweden
Phone: +46-(0)31-7109200; Fax: +46-(0)31-7109249
E-mail: medical@topcon.se; www.topcon.se

Topcon España S.A.
HEAD OFFICE; Frederic Mompou, 4;
08960 Sant Just Desvern; Barcelona, Spain
Phone: +34-93-4734057; Fax: +34-93-4733932
E-mail: medica@topcon.es; www.topcon.es

Topcon Italy
Viale dell'Industria 60;
20037 Paderno Dugnano, (MI) Italy
Phone: +39-02-9186671; Fax: +39-02-91081091
E-mail: topconitaly@tiscali.it; www.topcon.it

Topcon S.A.R.L.
HEAD OFFICE; 89, rue de Paris; 92585 Clichy, France
Phone: +33-(0)1-41069494; Fax: +33-(0)1-47390251
E-mail: topcon@topcon.fr; www.topcon.fr

Topcon Deutschland GmbH
Hanns-Martin-Schleyer Strasse 41;
D-47877 Willich, Germany
Phone: (+49) 2154-885-0; Fax: (+49) 2154-885-177
E-mail: med@topcon.de; www.topcon.de

Topcon Portugal
Rua da Forte, 6-6A, L-0.22; 2790-072
Carnaxide; Portugal
Phone: +351-210-994626; Fax: +351-210-938786
www.topcon.pt

Topcon Polska Sp. z o.o.
ul. Warszawska 23; 42-470 Siewierz; Poland
Phone: +48-(0)32-670-50-45; Fax: +48-(0)32-671-34-05
www.topcon-polska.pl

Topcon (Great Britain) Ltd.
Topcon House; Kennet Side; Bone Lane; Newbury
Berkshire RG14 5PX; United Kingdom
Phone: +44-(0)1635-551120; Fax: +44-(0)1635-551170
E-mail: medical@topcon.co.uk; www.topcon.co.uk

Topcon Ireland
Unit 276, Blanchardstown; Corporate Park 2
Ballycoolin; Dublin 15, Ireland
Phone: +353-18975900; Fax: +353-18293915
E-mail: medical@topcon.ie; www.topcon.ie