

KR-1

Auto Kerato-Refractometer



 **TOPCON** Healthcare

SEEING EYE HEALTH DIFFERENTLY


Fully automated Easy-to-use Kerato-Refractometer



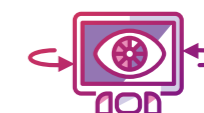
Overview



**Automated
Kerato-Refractometer**



**Rotary Prism
Technology**



Full 360° rotating monitor
allows operator to
maintain distance from patient



**Small footprint.
Space Saving**



Patient Friendly



Easy to use

KR-1

The Topcon KR-1 is a modern, automated, easy-to-use kerato-refractometer. Controlled from the color touchscreen and incorporating Topcon's Rotary Prism technology.



Automatic Workflow



Easy-to-Use Color Touchscreen Control Panel

All operating procedures can be performed with the touchscreen control panel. The optimized user interface provides an intuitive operator experience. The KR-1 rapidly captures data from the right eye before moving automatically to capture the left eye. An easy-to-use manual capture option is also available, featuring manual focus coupled with auto-alignment.

ID	Cataract	Settings
Right Eye	Fixation Target	Left Eye
Chinrest Up/Down	FOG	Move device forward and backward
Position Reset	Target Image	Start*
Measuring Mode	Print	Auto/ Manual
	Corneal Diameter	
	All Clear	

*Pressing the 'Start' button results in immediate data capture, which may be necessary for less cooperative patients, or patients with significant corneal disease, that can make auto-alignment and focusing difficult.

Simple Operation

Simply touch the center of the pupil on the touchscreen control panel, and the KR-1 automatically captures right then left eye information. The KR-1 provides an innovative operator experience.



Touch the pupil image on the screen for auto-alignment



Automatic capture and R/L movement



Data displayed with option to transfer and/or print



Flexible and Space Saving Layout

The control panel can be rotated in any direction. The compact device enables the operator to support the patient easily during measurement, even if the patient's eyelid needs to be lifted. These unique aspects will contribute to space saving and flexible layout in your eye examination room.



Operation from the front (Seating)



Operation from the front (Standing)



Operation from the side

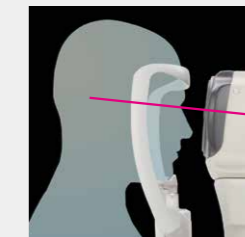


Operation from the patient's side

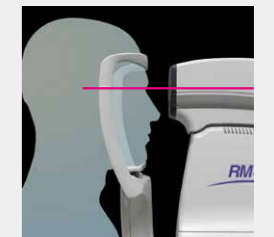
KR-1 Features

Compact Ergonomic Design

The KR-1's ergonomic design provides a more comfortable position for the patient with an inclined optical head (5°). The compact instrument enables easier access for patients.



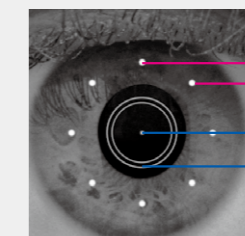
KR-1



Conventional model

Peripheral KRT

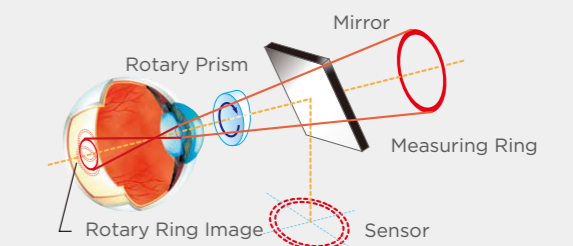
The KR-1 allows the operator to capture 8 peripheral corneal curvature measurements in addition to the central data.



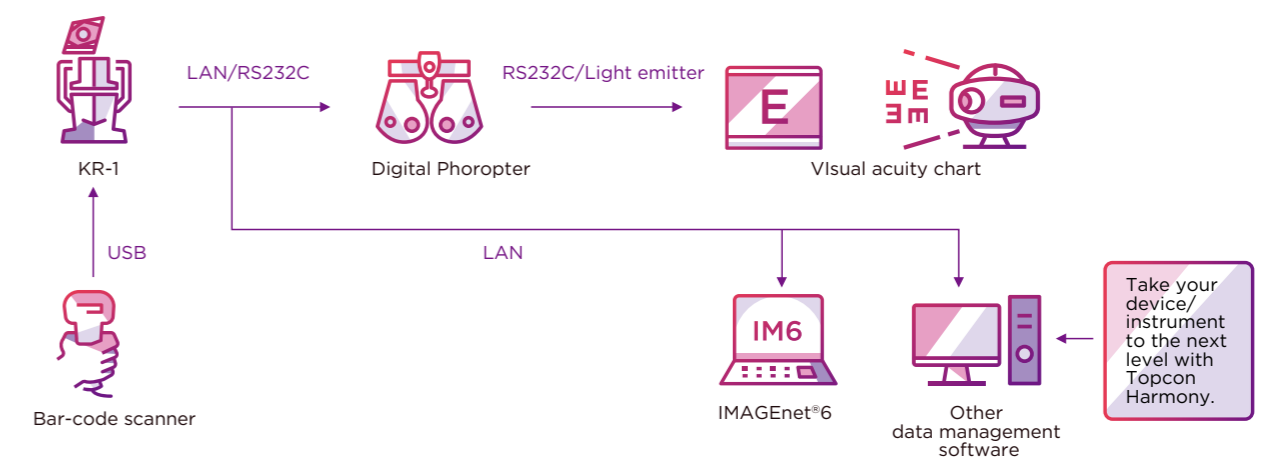
Peripheral Points
Corneal Apex
KRT Ring

Topcon's Rotary Prism Measuring System

With Topcon's Rotary Prism Technology, the KR-1 provides stable measurement. The unique, eccentric rotation of the measurement ring, is designed to reduce the artifact from the fundus.



System Chart



*Please contact Topcon subsidiaries in your region for the detailed system configurations.

Specification of KR-1

Refractive Power Measurement	Spherical refractive power: -25D to +22D (0.12D/0.25D steps)*
	Cylindrical refractive power: 0D to ±10D (0.12D/0.25D steps)*
	Astigmatic axis angle: 0° to 180° (1°/ 5°steps)
	Minimal measurable pupil diameter: φ2 mm
Corneal Curvature Measurement	Corneal curvature radius: 5.00mm to 10.00 mm (0.01mm step)
	Corneal refractive power: 67.50D to 33.75D (0.12D/0.25D steps) (keratometric corneal refractive index = 1.3375)
	Corneal astigmatic axis angle: 0° to 180°(1°/ 5° steps)
	Corneal astigmatic refractive power: 0D to ±10D (0.12D/0.25D steps)
PD Measurement Range	20mm to 85mm (1mm step)
Data Transport Terminal	USB (Import), RS-232C (Export), LAN (Export)
Dimensions	286-326mm (W) × 445-526mm (D) × 466-615 mm (H)
Weight	19kg
Power Supply	100-240V AC, 50-60Hz, 75VA

* -25D ≤ spherical refractive power + cylindrical refractive power and spherical refractive power + cylindrical refractive power ≤ +22D

Not all products, services or offers are approved or offered in every market, and products vary from one country to another. Contact your local distributor for country-specific information and availability.

IMPORTANT In order to obtain the best results with this instrument, please be sure to review all user instructions prior to operation.

TOPCON CORPORATION

75-1 Hasunuma-cho, Itabashi-ku, Tokyo 174-8580, JAPAN.
Phone: +81-(0)3-3558-2522/2502 Fax: +81-(0)3-3965-6898
www.topconhealthcare.jp

TOPCON HEALTHCARE SOLUTIONS EMEA OY

HQ & PRODUCT DEVELOPMENT
Saaristonkatu 9, 90100 Oulu, FINLAND
Phone: +358-20-734-8190
E-mail: thsemea.sales@topcon.com
www.topconhealthcare.eu

TOPCON EUROPE MEDICAL B.V.

Essebaan 11, 2908 LJ Capelle a/d IJssel
P.O. Box 145, 2900 AC Capelle a/d IJssel
THE NETHERLANDS
Phone: +31-(0)10-4585077
Fax: +31-(0)10-4585045
E-mail: medical@topcon.com
www.topconhealthcare.eu

TOPCON DANMARK

Praestemarksvej 25, 4000 Roskilde
DANMARK
Phone: +45-46-327500
Fax: +45-46-327555
E-mail: info.todk@topcon.com
www.topconhealthcare.eu

TOPCON SCANDINAVIA

Neogatan 2, P.O.Box 25, 43151 Mölndal
SWEDEN
Phone: +46-(0)31-7109200
Fax: +46-(0)31-7109249
E-mail: info.hcs.se@topcon.com
www.topconhealthcare.eu

TOPCON ESPAÑA

Oficina Principal en España
Frederic Mompou, 4,
08960 Sant Just Desvern, Barcelona, SPAIN
Phone: +34-93-4734057
Fax: +34-93-4733932
E-mail: medica@topcon.com
www.topconhealthcare.eu/es_ES

TOPCON ITALY

Viale dell' Industria 60,
20037 Paderno Dugnano, (MI) ITALY
Phone: +39-02-9186671
Fax: +39-02-91081091
E-mail: info@topcon.com
www.topconhealthcare.eu

TOPCON FRANCE MEDICAL

1 rue des Vergers, Parc Swen,
Bâtiment 2, 69760 Limonest, France
Phone: +33-(0)4-37 58 19 40
Fax: +33-(0)4-72 23 86 60
E-mail: topconfrance@topcon.com
www.topconhealthcare.eu

TOPCON DEUTSCHLAND MEDICAL

Hanns-Martin-Schleyer Strasse 41,
D-47877 Willich, GERMANY
Phone: (+49)2154-885-0
Fax: (+49)2154-885-177
E-mail: info@topcon-medical.de
www.topconhealthcare.eu

TOPCON POLSKA SP. Z. O. O.

ul. Warszawska 23, 42-470 Siewierz
POLAND
Phone: +48-(0)32-670-50-45
Fax: +48-(0)32-671-34-05
E-mail: info.tpl@topcon.com
www.topconhealthcare.eu

TOPCON (GREAT BRITAIN) MEDICAL LIMITED

Topcon House, Kennet Side, Bone Lane,
Newbury, Berkshire RG14 5PX
UNITED KINGDOM
Phone: +44-(0)1635-551120
Fax: +44-(0)1635-551170
E-mail: medical.tgbm@topcon.com
www.topconhealthcare.eu

TOPCON IRELAND MEDICAL

Unit 292, Block G, Blanchardstown,
Corporate Park 2 Ballycoolin
Dublin 15, D15 DX58, IRELAND
Phone: +353-12233280
E-mail: medical.ie@topcon.com
www.topconhealthcare.eu

