

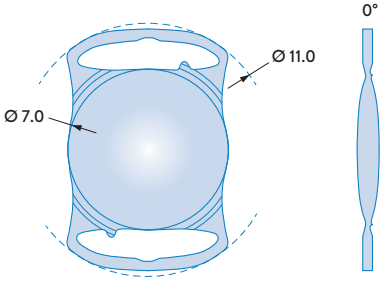

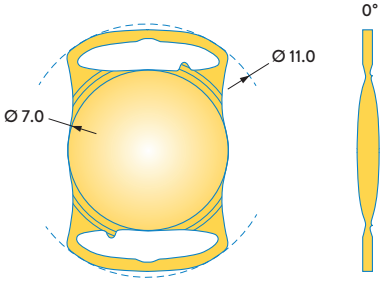



ASPIRA-aXA/-aXAY

TECHNICAL INFORMATION		
MONOFOCAL MONOBLOC ACRYLIC ASPHERIC PRELOADED  	ASPIRA-aXA  	ASPIRA-aXAY YELLOW  
Type	foldable posterior chamber IOL, one-piece, plate with cut-out haptics, available in preloaded Safeloader® (SL) autoloading container or Compact line (CL) depending on model and diopter	
Material	hydrophilic acrylic with UV-absorber; water content 26% at 35°C, blue-light protection optional, Abbe number 56	
Specifics	aberration free ⁽¹⁾ , aspheric anterior surface, posterior surface with 360° lens epithelial cell barrier	
Diopter Range		
Sphere in 0.5 D steps (optic shape)	10.0 to 30.0 D (biconvex), SL and CL	10.0 to 30.0 D (biconvex), SL
Sphere in 1.0 D steps (optic shape)	-10.0 to 9.0 D (concave-convex), CL	-
Est. A-const	Please use for calculation only optimized constants. Constants should be individualized subsequently per surgeon. For more details, please visit www.humanoptics.com	

⁽¹⁾ The word „aberration“ as used in this document refers to „spherical aberration“